



Our school values: **Respect. Honesty. Responsibility. Equality. Resilience.**

Message from the Headteacher



It is incredible how the school community has come together during this challenging time. The children are making an amazing effort at home and the teachers are loving looking at the work that has been put on Class Dojo.

This is only possible because of all the great work that all of you are doing at home to support your children. What you are doing is making a real difference and we want to support you in any we can.

This newsletter is all about helping you with remote education (home learning). We therefore have some top tips for parents from National Online Safety as well as answers to some of the most commonly asked questions. We also have the very positive results of last week's survey of parental views. Best of all we are sharing some of the wonderful work that has been completed by children over the last three weeks.


I know it's not easy for anyone at the moment and we want to work together with you to help all the children at James Cambell.

Thank you for all your hard work – and stay safe!



Joe Wilson
Headteacher

IT'S QUESTION TIME



Q: I can't access Class Dojo. What do I do?

A: The first thing to do is to contact the school. We may well be able to set you up on Class Dojo. For example, if you have a PlayStation or Xbox, then we can show you how to access Dojo through it.

If we can't help you in any other way, then you can collect a work pack from the school. Your teacher will still keep in touch with you daily and provide your child with support in completing their work.

Q: Why can't I see my child's profile on Class Dojo?

A: Ensure you are signed in as your child. Remember to make regular contact with your child's class teacher, so that they can help you.

Q: I am having problems with my IT at home. What can I do?

A: You can telephone the IT Helpdesk on 0203 909 2337. It is open from 8:30am to 4.30pm Monday to Friday.

Q: What do I do if my child is unable to finish all the work set by the class teacher?

A: The school has to follow the minimum requirements from the Department for Education on the amount of work set for children: this is at least three hours in Key Stage 1 and four hours in Key Stage 2.

We understand that it may be a challenge for the children to complete all the work on Dojo in that time and we would encourage you to send a message to your teacher if they are having a problem. Your teacher can then provide you with advice on which work it is most important for your child to complete or help if your child is finding it hard to understand. The teachers want to support your child to do their best.

Q: Is it possible for all the work to be put on Class Dojo at the beginning of the day?

A: We have found that it is easier for children (and parents) to manage their time if the work is broken up into different lessons over the course of the day. We understand that this may not be the best way for every parent and, if it is causing you problems, please contact your class teacher and discuss how we can help.

Q: Can the lessons be live not pre-recorded?

A: Although the lesson may not be on live stream such as Microsoft Teams or Zoom, the teacher is there to answer your questions throughout the lesson. Pre-recorded lessons also have the advantage that they can be looked at later in the day – for example if a parent is not available when the lesson first appears.

We are providing some live lessons to small groups of children as well as one-to-one tutoring for selected children – and we will continue to do this.

Food Hampers



If your child is eligible for Pupil Premium, then you can collect a food hamper from the school every fortnight. The hamper contains an excellent and well-balanced range of food from our catering provider, BDTP, and has proved very popular.

If you think your child might be eligible for Pupil Premium go to <https://www.lbbd.gov.uk/financial-support-for-pupils-and-students> or contact the school for advice.



Parent Survey Results

Thank you to everyone who completed the parent survey on remote education. We had over 100 responses from parents and your views help us to improve our support for your children.

The results of the survey were very positive and most parents felt:

- the level of work was about right (not too difficult nor too easy)
- that Class Dojo was easy to use
- that their child was coping well with home learning

supportive



Here are a few of your supportive comments:

"James Cambell is working very hard to maintain the children's education while at home. All the teachers are quick to respond to any questions and are always very helpful."

"Well done to you all for your support towards my child in this challenging period. I do appreciate it."

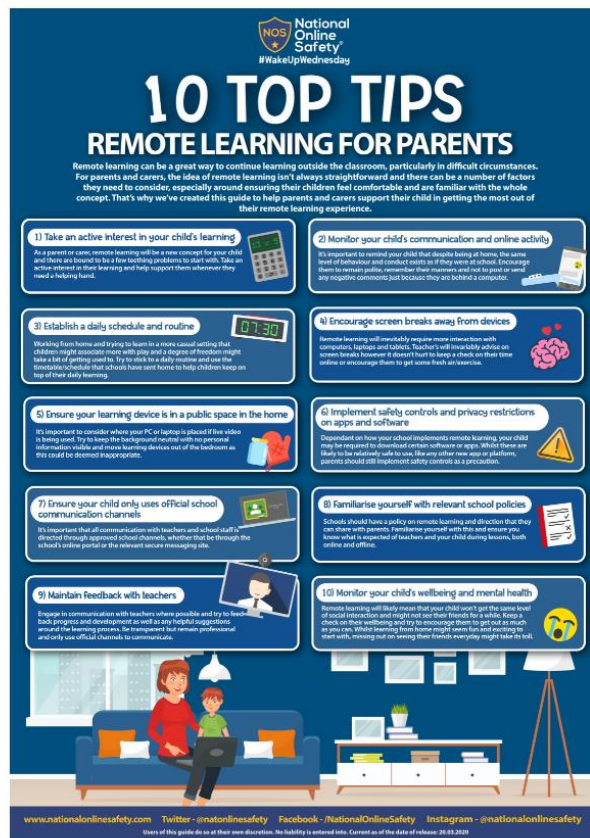
"Teacher's are doing an amazing job! It's 100% better than it was in Spring!"

We have certainly made a lot of changes to our remote education since the lockdown last year and we are looking at your suggestions for improvement so we can continue to make it even better.



Top tips on remote learning for parents

These ten top tips are provided by National Online Safety. <https://schooltoolkit.org/resources/10-top-tips-remote-learning-for-parents>



Congratulations!


Well done to everyone on all your hard work, whether on Class Dojo or in the work packs. Congratulations to the following classes which have completed the most work:

Classes who completed the most work
<ul style="list-style-type: none"> • Early Years: Reception B class
<ul style="list-style-type: none"> • Key Stage 1: Class 2B
<ul style="list-style-type: none"> • Key Stage 2: Class 6C

See if your class can overtake them next week!



Celebrating Home



Nursery



The Nursery have been learning all about their bodies. They had to look in the mirror and draw what they saw. Well done Farisha.



Yusuf coloured the picture of the boy and correctly labelled the parts of the body.




Someone drew around Cassie so she could create a life size picture of herself.


Reception



Evelina in class A made her own practical capacity lesson. Evelina poured out different amounts into different glasses and was able to talk about which were 'full', 'empty', 'half full', 'almost full' and 'almost empty'.




In Reception, the children have been listening to different stories. They then had to retell the story in different ways. Ezra drew a story map of 'Bat Learns to Dance'. He was able to recall the events in the correct order and was able to write his own labels to match his pictures.



This work was produced by Zoe in class B. She has been learning about special friends in phonics and learnt the sound 'sh'. Zoe has been trying really hard to write words using the sounds she has been learning.

Year 1



Saif produced an excellent project about Polar animals. I'm sure he'll be the next Sir David Attenborough.



This half term in Year 1, the children have been learning about Vincent Van Gogh. This self-portrait was produced by Sienna.




Al-Amin has been exploring his sense of taste. He tried various foods from his house and completed the activity sheet. He has worked amazingly well at home.


Year 2



In Year 2, the children have been learning about Florence Nightingale. Barak made a lamp similar to the one used by Florence when she checked on the soldiers during the Crimean war.



The children had to design their perfect garden and create a magical bird to live there. Chelsea made a parrot called Pip and even wore a parrot print t-shirt.




Aroosh was researching all about hedgehogs. He produced this amazing report all about this nocturnal animal.

Celebration Newsletter




Celebrating Home


Year 3



In PE, 3A learnt some of the choreography from the musical 'The Lion King'. George was amazing with all the moves- look at him go!




Eve wrote a build up of a story using expanded noun phrases. She was also able to create suspense and used rhetorical questions to engage the reader.



Fraser wrote part of a story and has used compound noun phrases, correct punctuation and adverbials of time.


Year 4



In 4A, the children have been learning about the features of an explanation text. Ayaan produced this very clear and effective mind map to recap the key features of an explanation text.



Yoan in 4B created a poster to show what some religious charities do to support people in need.




Adam in 4C has created a fabulous non-chronological report about Germany. He focused on how well Germany has played in the world cup.

Year 5



Adam used the technique of Ben Day dots to colour in an African animal.



Vanessa looked at the belief of Humanism and compared it to her own religion.



Hamna looked at the continent of Africa. She then had to work out and discover how many countries there are in Africa.

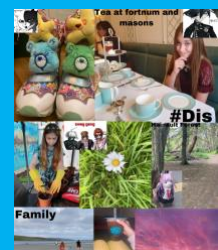
Year 6



In 6A, the children have been learning all about micro-organisms. Connie created an information poster about micro-organisms. She described the different types and how they can be useful or harmful.



In Year 6, the children have been thinking about having a positive mindset during lockdown. They were thinking about what they were grateful for and produced collages. Mattia is grateful for his cat, his family and things he saw when he visited Italy.



Sophia is grateful for her family and drinking lots of tea at Fortnum and Masons. The collages are exceptional, and some children even made their own videos- very impressive Year 6!