

Home Activities for Reception

<u>Child's Name:</u>	
<u>Class:</u>	

Weekly Home Activities for Reception

Week Commencing: 6th July 2020

Book Focus: Sports Day by Nick Butterworth

Please find some activities that you can do at home with your child.

You can record any comments on the diary sheet attached. We would love to see photos too, so where possible please take photos, which you can print or even email in your photos to Reception@jamescambellprimary.org.uk

<p>Recognising coins Ask an adult for some coins (up to the value of 20p). Look carefully at each side of the coins. What pictures and numbers do they have on them? Can you sort them by size or colour? Can you lay them out in order of value? Which one is worth the most/ least?</p>	<p>Think about the story What was your favourite part of the story? Why? Have you ever done any of these races? Which ones would you like to try? Which race do you think you would be best at? Why?</p>	<p>Work together to organise your own sports day Make sure you take turns talking and listen to other people's ideas. Agree together how to organise the events. What will you need? How will you set it up?</p>
<p>Counting pennies <i>(Sheet available on school website)</i> Look at the coins in each jar. Carefully count how many pennies there are. This will tell you the total amount of money in the jar. Record it in the space-remember to write p for pennies after the number. EG- 4p</p>	<p>Write a list Make up your own events for a family sports day. Write each event in a list so everyone knows which race will be first, second, third.</p>	<p>Make a poster Draw a poster to tell everyone about your family sports day. What races will there be? What prizes? You could write or draw pictures to show everyone.</p>
<p>Paying for ice cream <i>(Sheet available on school website)</i> Read the price tag on each ice cream and count out the correct number of pennies to pay for it. You could use real pennies or draw them in the space.</p>	<p>Write the rules Choose one race or event from your sports day. Write a few sentences telling everyone the rules. EG- Stand in a line. Wait for the countdown. Run really fast. Get to the line first to win. Remember to sound out carefully and use finger spaces, capital letters and full stops.</p>	<p>Make medals Make a prize for each event in your family sports day. You could use card to cut out medals and draw/ write on the front to say what the medal is for. Perhaps you could make them extra special by using shiny foil or glitter!</p>
<p>Play shop Set up your own shop at home- a shoe shop, a toy shop, a book shop- whatever you like. Write price tags for each item and then take it in turns to be a shopper and the shop keeper. Use real coins, if you can, to buy things. Practise counting out the correct amount of pennies to buy things.</p>	<p>I am proud of... Think about all the things you have achieved this year. What are you proud of? What can you do now that you couldn't do when you started school? What would you like to achieve next? How will you get better at it?</p>	<p>Practise hopping and skipping Have a go at hopping on one leg. How many hops can you do without falling over? Try the other leg. Can you do more hops or less hops on this leg? Practise skipping around the garden or when you go out for a walk.</p>
<p>Phase word practise <i>(Sheet available on school website)</i> Practise reading your phase words. You could stick them around the house or play snap with them. When you can read them all, try the next sheet. All the phase word sheets are available on the school website.</p>	<p>Bug Club Use your Bug Club login to read some new books together. Remember to talk about what happens in the book and try to answer some questions about what you read.</p>	<p>Animal habitats <i>(Sheet available on school website)</i> Cut out each of the animal cards and think about where it lives. This is called its habitat. Why do you think it lives in that habitat? Stick it onto the correct habitat page.</p>




<u>Day and Date</u>	<u>Activity</u>	<u>Comments</u>

Paying for Ice Cream


Can you use your coin cut-outs to make the amounts shown?




5p




6p



8p



10p




Paying for Ice Cream


Can you use your coin cut-outs to make the amounts shown?




6p




7p



10p



12p



Paying for Ice Cream Coin **Cut-outs**



How much money is in my jar?



Make the following totals in the money jars by cutting out the coins on the next page.



2p



5p



7p



8p



9p



10p

How much money is in my jar?



Make the following totals in the money jars by cutting out the coins on the next page.



5p



7p



8p



11p



16p



20p

How much money is in my jar?



Make the following totals in the money jars by cutting out the coins on the next page.



27p



45p



83p



39p



88p



96p


Woodland and Ocean Habitats

Animal Matching Activity

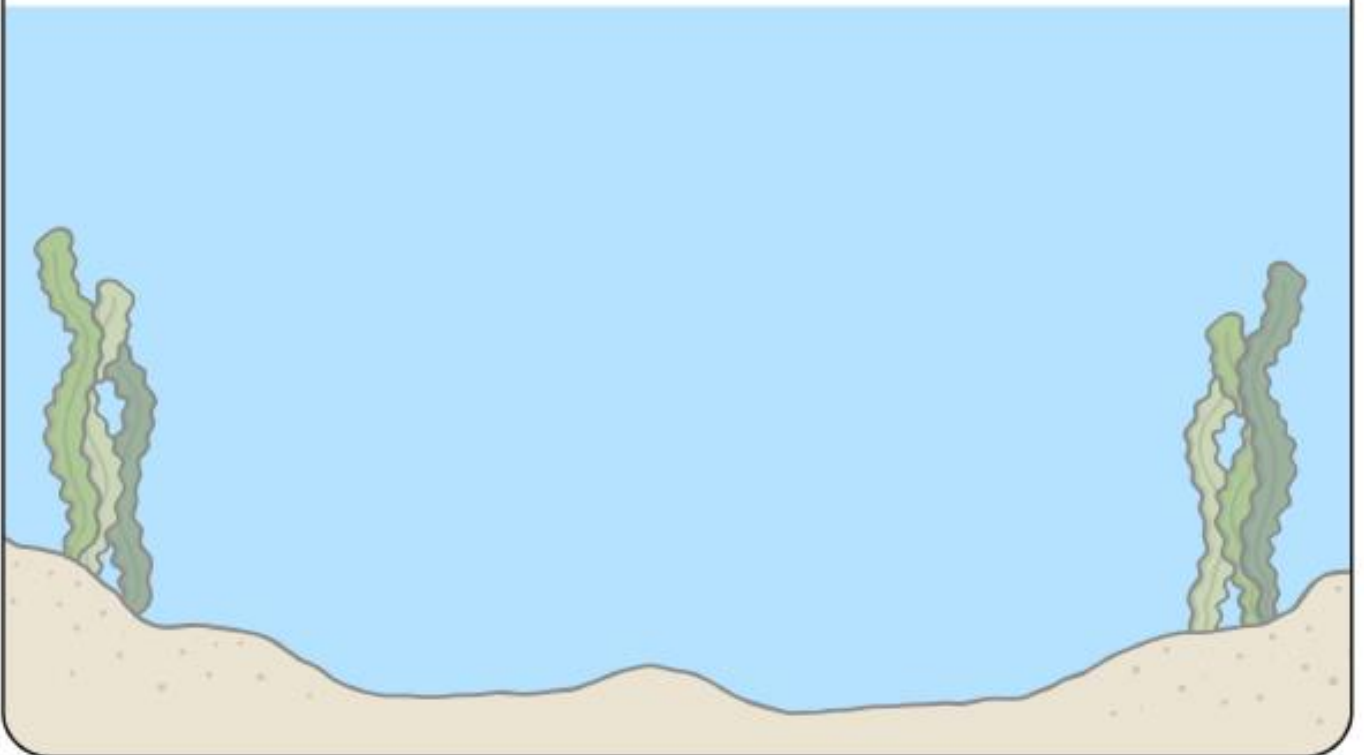
Carefully cut out the animals below and stick them onto the correct habitat on the second sheet.



Woodland Habitat



Ocean Habitat



A large rectangular box with a black border, containing four horizontal lines for writing.



Three horizontal lines for writing, positioned to the right of the children's illustration.