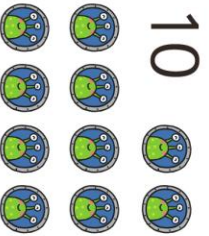




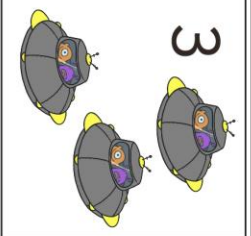

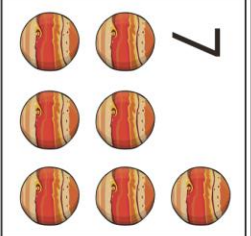
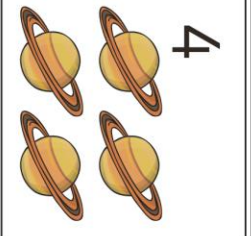




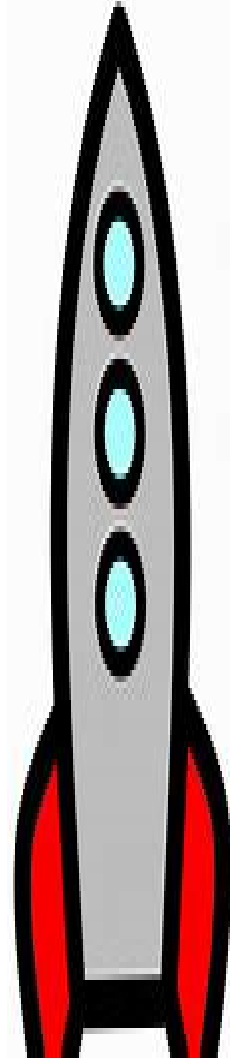
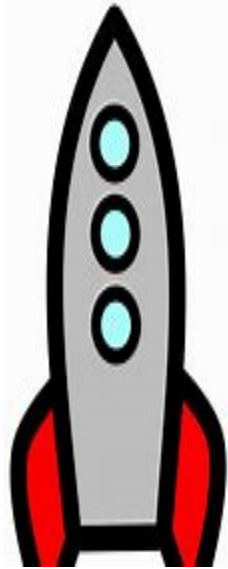


Cut and Stick Number Ordering

Cut out the images and stick them down in the correct order on the boxes at the bottom.

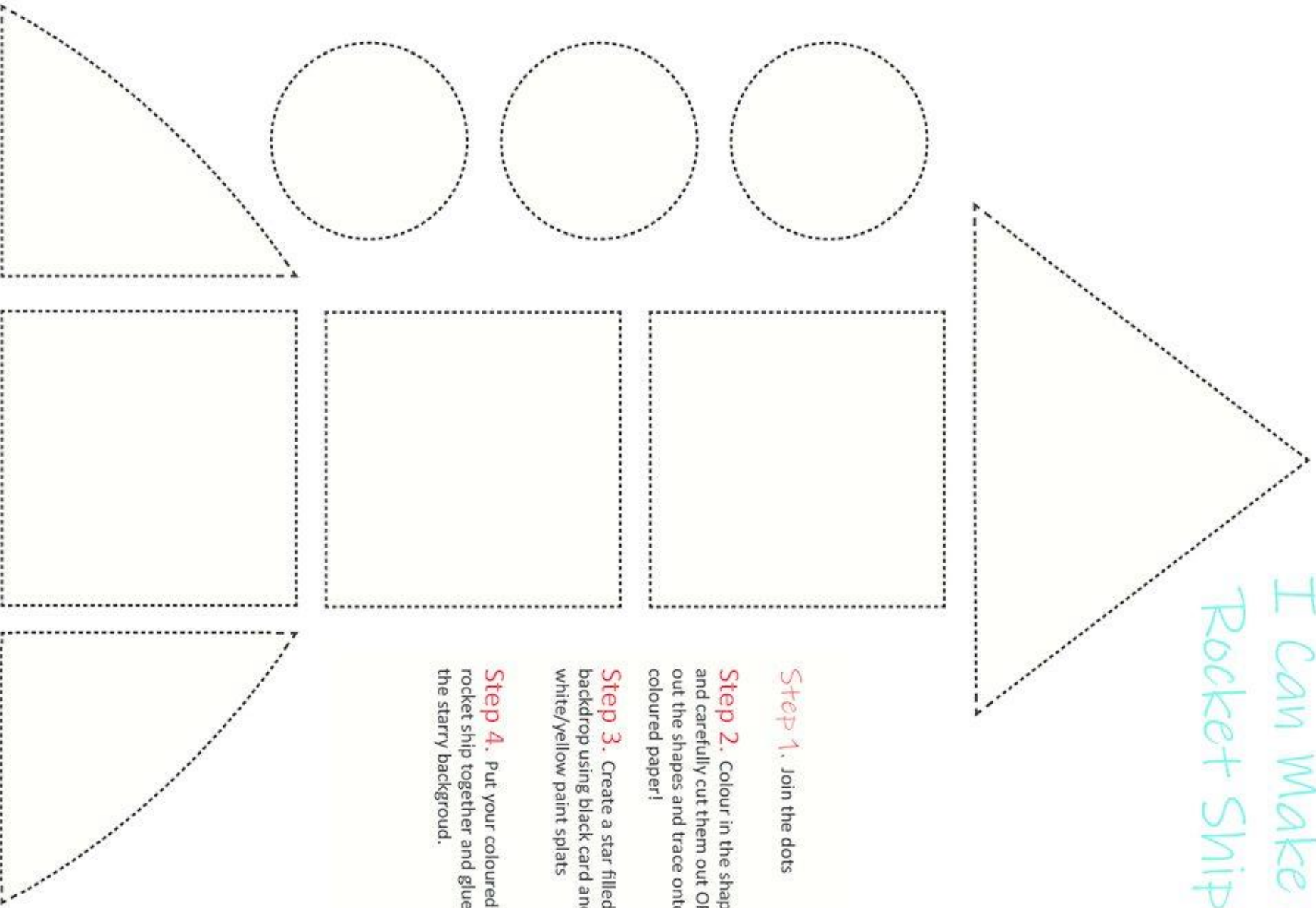
10 	5 	2 	6 	8 
3 	1 	7 	4 	9 



Can you cut out and order the rockets by their size?



I can Make a Rocket Ship!



Step 1. Join the dots

Step 2. Colour in the shapes and carefully cut them out OR cut out the shapes and trace onto coloured paper!

Step 3. Create a star filled backdrop using black card and white/yellow paint splats

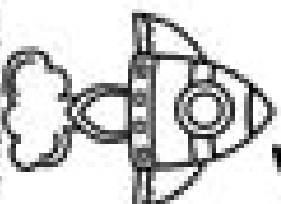
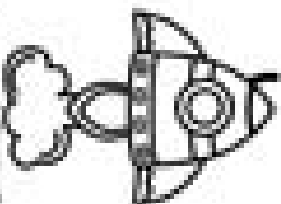
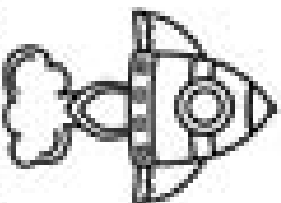
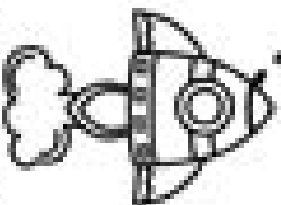
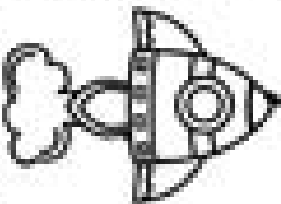

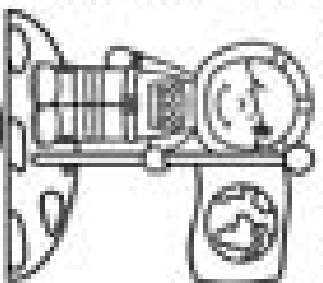
Step 4. Put your coloured rocket ship together and glue to the starry background.

Name _____

Space Race

Tracing

Directions: Trace the lines. Color the pictures.





Whatever Next!

Can you draw a picture about your favourite part of the story.



Dear Parents

On behalf of the nursery team and myself may I ask you to cut out this star, hang it on a ribbon or string and present it to your child for being such a star during this nursery year. I am sure, we all agree, this is not the nursery year any of us would have planned for, but we made it through and sadly it now comes to an end.

We thank you so much for your support throughout this short year and we wish you every happiness as your child moves on to the next milestone of starting full time school. To the children and their families starting new schools we say goodbye and wish you every success and to the children staying with us we say goodbye but will see you again in September and support you going into your new class.

Take care and stay safe.

From Mrs. Clements, Mrs. Mulqueen, Mrs. Pacey and Mrs. Da Silva.



I have been a
star at James
Cambell School
Nursery.



2019-2020