

Home Activities for Reception

<u>Child's Name:</u>	
<u>Class:</u>	

Weekly Home Activities for Reception

Week Commencing: 22nd June 2020 Book Focus: Tadpole's Promise

Miss Waterlow reading Tadpole's promise: <https://youtu.be/7GimVCjevqQ>

Please find some activities that you can do at home with your child, whilst the school is closed.

You can record any comments on the diary sheet attached. We would love to see photos too, so where possible please take photos which you can print or even email in your photos to Reception@jamescambellprimary.org.uk

<p>'One more' towers Use blocks, tins, books or lego to build a tower. Add one more to the tower. How many blocks are in the tower now? Can you say the number that is one more without counting all the blocks again?</p>	<p>Think about the story Why couldn't the tadpole keep his promise? If you were the butterfly, would you forgive the tadpole? Did the frog know that he had eaten his friend at the end of the story? How do you think he might feel?</p>	<p>Watch a short video to learn about the lifecycle of a frog https://www.youtube.com/watch?v=AMs3waaW75g What is the first stage? What happens next? What happens to the froglets tail?</p>
<p>Sing the '5 Little speckled frogs' nursery rhyme https://youtu.be/WSC-gHBU_d0 Each time a frog jumps into the pool there is one less frog. Can you work out what one less frog is each time?</p>	<p>Writing information sentences <i>(Sheet available on school website)</i> Use the frog lifecycle paper to write a few sentences about the lifecycle of a frog. Remember to start each sentence with a capital letter and end with a full stop. Make sure you sound out carefully too!</p>	<p>Frog lifecycle- Can you find...? <i>(Sheet available on school website)</i> Look at the frog lifecycle poster. Can you find each of the things on the list? Can you answer the questions about the lifecycle of a frog?</p>
<p>Frog one more and one less game <i>(Sheet available on school website)</i> Place 5 counters out (you could use green paper to make a lily pad!). Then roll the frog dice to see if you need to work out one more or one less frog. Use the counters to help you work out the answer.</p>	<p>Writing CVC words <i>(Sheet available on school website)</i> Look at the pictures and say the words out loud. Listen carefully and write all the sounds in each word.</p>	<p>Frog lifecycle sheet <i>(Sheet available on school website)</i> Carefully cut out each picture and put it in the correct order to show the lifecycle of a frog. Can you label each picture with what it is?</p>
<p>Frog number jumping Write out numbers 0 to 10 on pieces of paper. Put the numbers in a line in order. Pretend to be a frog, stand on zero and jump along the numbers saying each number as you land on it. Now try jumping and missing out a number each time so you land on 2, 4, 6, 8 and 10. Remember to say only the numbers you land on- now you are counting in 2's!</p>	<p>Phase word practise <i>(Sheet available on school website)</i> Practise reading your phase words. You could stick them around the house or play snap with them. When you can read them all, try the next sheet. All the phase word sheets are available on the school website.</p>	<p>Frog exercises Jump around like a frog for 1 minute. How does your body change when you exercise? Can you feel your heartbeat? Does it get faster or slower? Does your body feel hotter or cooler?</p>
<p>Counting in 2's Collect a few pairs of socks and lay them out. Can you count the socks in 2's? Touch each pair of socks and say- 2, 4, 6, 8, 10. Try counting more things in 2's- shoes, people's hands or feet?</p>	<p>Bug Club Use your Bug Club login to read some new books together. Remember to talk about what happens in the book and try to answer some questions about what you read.</p>	<p>Create a habitat for a frog Use recycled materials to make a model of where a frog might live. Remember frogs like to live by ponds so they can lay their frogspawn. What else might a frog need in its habitat? You could use old cereal boxes, bottles, even leaves from the garden to make your model.</p>



<u>Day and Date</u>	<u>Activity</u>	<u>Comments</u>



<u>Day and Date</u>	<u>Activity</u>	<u>Comments</u>



<u>Day and Date</u>	<u>Activity</u>	<u>Comments</u>

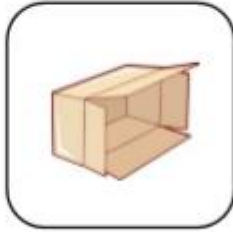
a
b
c
d
e
f
g
h
i
j
k
l
m
n
o
p
q
r
s
t
u
v
w
x
y
z



Look at the picture and say the word.
Then sound out the letters and write them
in the spaces under the picture. I have
done the first one for you.



— — —



— — —



— — —



— — —



— — —



— — —



— — —



— — —



— — —





I'm a Little Tadpole

(Sing to the tune of 'I'm a Little Teapot')

I'm a little tadpole, long and slim,

In the water watch me swim.

As the days get longer, watch me sprout,


All my legs as they grow out.

I'm a little froglet, with my toes,

I'm still growing, everybody knows.

When my tail's gone and can't be seen,

I'm a frog and I am green.



twinkl
www.twinkl.co.uk



Can you find these things in the picture?


- 3 frogs
- 4 tadpoles
- 2 froglets
- 6 flies
- frogspawn
- lily pad

Questions

- Who has laid the frogspawn?
- What do the frogs like to eat?
- Which animals can swim?
- Which animals can walk?

Frog Life Cycle

Can you put the pictures in the correct order?

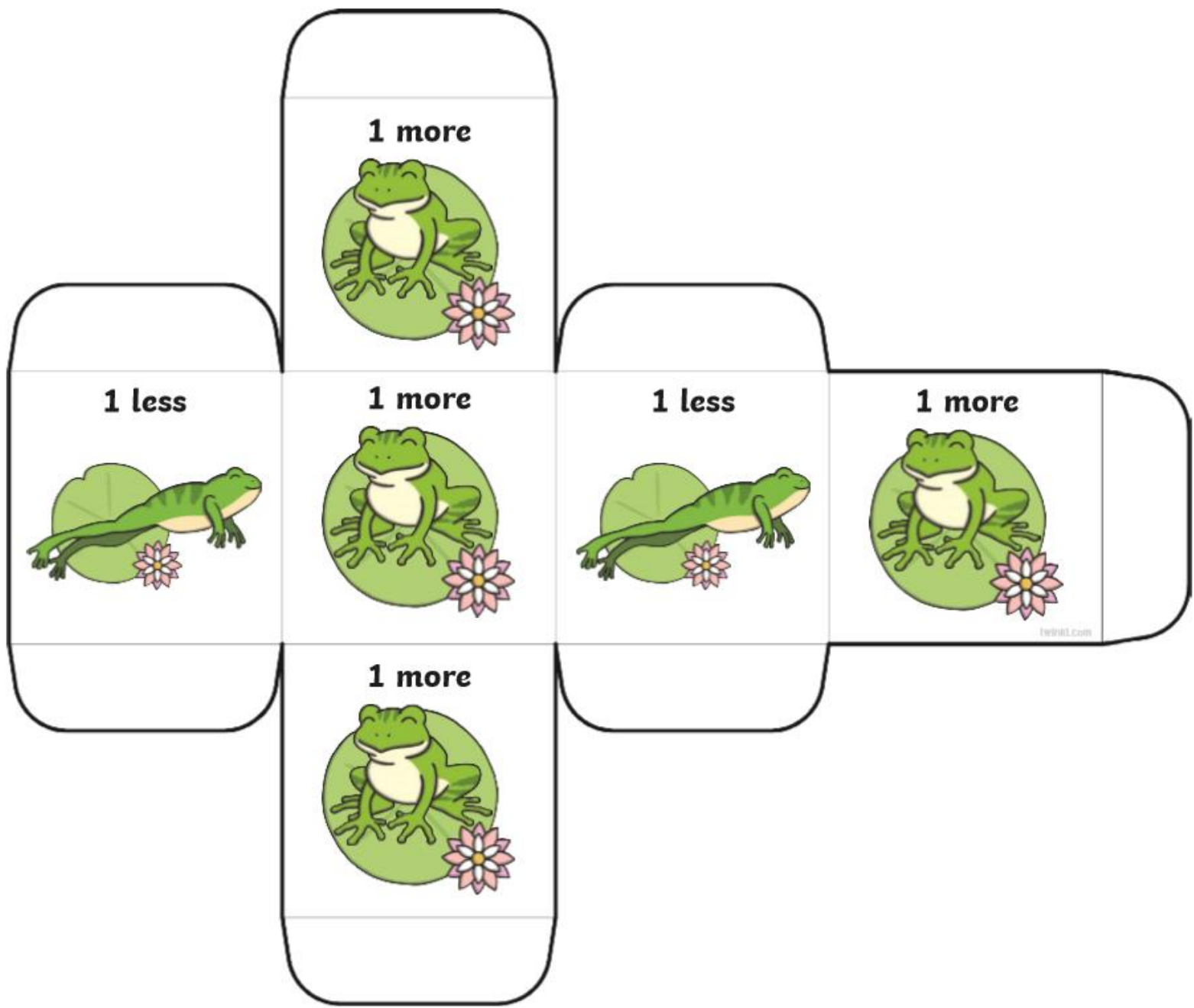


Frog one more and one less game

(Sheet available on school website)

Place 5 counters out (you could use green paper to make a lily pad!). Then roll the frog dice to see if you need to work out one more or one less frog. Use the counters to help you work out the answer.





1 more



1 less



1 more



1 less



1 more



1 more

