

# Home Activities for Reception

<u>Child's Name:</u>	
<u>Class:</u>	



## Weekly Home Activities for Reception

Week Commencing: 18<sup>th</sup> May 2020

Book Focus: The Three Little Pigs

Please find some activities that you can do at home with your child, whilst the school is closed.

You can record any comments on the diary sheet attached. We would love to see photos too, so where possible please take photos which you can print or even email in your photos to [Reception@jamescambellprimary.org.uk](mailto:Reception@jamescambellprimary.org.uk)


<p><b>2D Shape hunt</b> Look around your house to find different shapes. Can you find circles, squares, triangles and rectangles? E.g. Your front door is a rectangle. Which shape is the hardest to find?</p>	<p><b>Retell the story of The Three Little Pigs using finger puppets</b> <i>(Sheet available)</i> Colour and cut out the puppets then use them to retell the story. Can you use different voices for the characters?</p>	<p><b>Learn about Eid-al-Fitr</b> This week Muslim people around the world will be celebrating Eid-al-Fitr. Watch some video clips to learn about how Muslims celebrate this festival. <a href="https://www.bbc.co.uk/cbeebies/puzzles/lets-celebrate-aid">https://www.bbc.co.uk/cbeebies/puzzles/lets-celebrate-aid</a></p>
<p><b>3D Shapes scavenger hunt</b> Look around your house to find different 3D shapes. Can you find an example of a sphere, cube, cuboid, cylinder and cone? EG A tin of beans is a cylinder. Which shape can you find the most of?</p>	<p><b>Write a list</b> <i>(Sheet available on school website)</i> Write a list of tools and materials that the pigs will need to build their houses. Remember to sound out each word carefully to hear all the sounds.</p>	<p><b>CVC cut and stick</b> <i>(Sheet available)</i> Read each of the CVC words and match them to the correct picture. You can cut them out and stick them on or just write them in the spaces.</p>
<p><b>'I spy' and add 3D shapes</b> <i>(Sheet available)</i> Count each 3D shape carefully by crossing them off as you count them. Then use your answers to solve the addition number sentences.</p>	<p><b>Recount</b> Write a few sentences to tell us about something you have done this week. You could write about a game you played, or a walk you went on. You could even tell us about what you had for lunch! Remember to sound out words carefully and use finger spaces.</p>	<p><b>When I grow up...</b> <i>(Sheet available)</i> Think about what job you would like to do when you are grown up. Write a sentence to tell us why you want that job.</p>
<p><b>Pattern making</b> Use objects from your home to create your own repeating patterns. EG- fork, knife, fork, knife or make a pattern using different coloured socks! Ask your mum or dad to make a repeating pattern- can you say which object will come next?</p>	<p><b>Phase word practise</b> <i>(Sheet available)</i> Practise reading your phase words. You could stick them around the house or play snap with them. When you can read them all, try the next sheet. All the phase word sheets are available on the school website.</p>	<p><b>Design and build</b> Design and make your own stick house for the second little pig. Collect sticks from your garden or during a walk. How will you join the sticks together? Pretend to be the Big Bad Wolf and blow the house down!</p>
<p><b>Make up a pattern dance</b> Patterns don't just have to be made from objects. Try making up a dance where different moves are repeated to make a sequence. EG- 2 jumps, star shape, 2 jumps, star shape Can you teach your dance sequence to someone in your family?</p>	<p><b>Bug Club</b> Use your Bug Club login to read some new books together. Remember to talk about what happens in the book and try to answer some questions about what you read.</p>	<p><b>In my house...</b> <i>(Sheet available on school website)</i> Draw and label the people who live in your house with you. Do you have any pets? You could draw them too!</p>





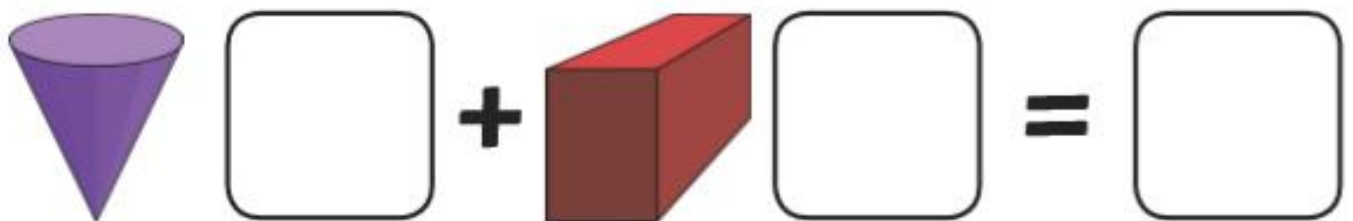
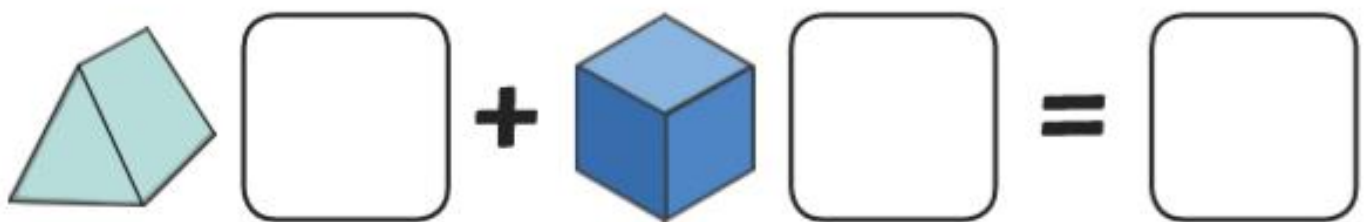
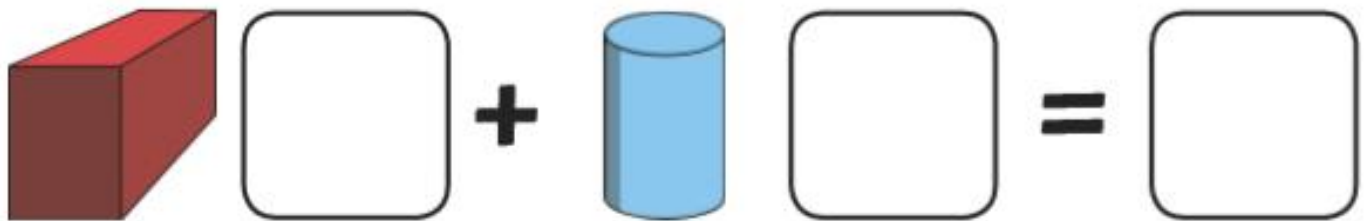
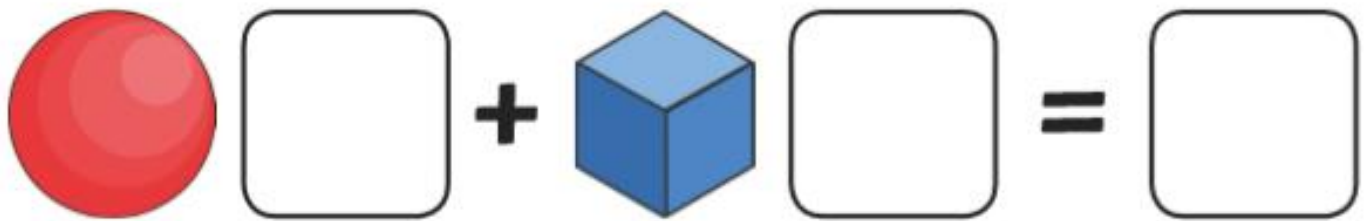
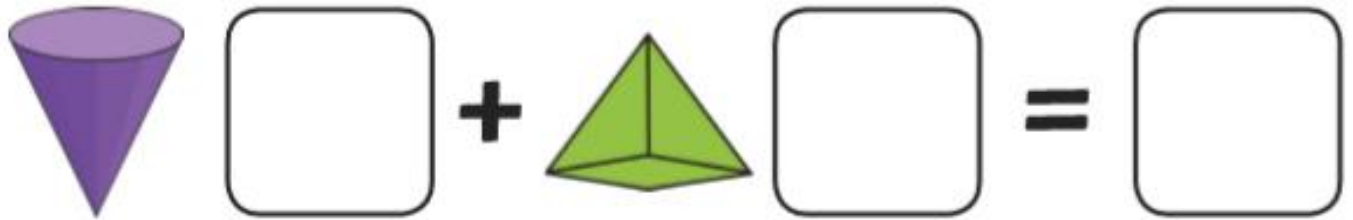
# 3D Shapes

## I Spy and Add to 10



# 3D Shapes I Spy and Add to 10

Count the number of each type of 3D shape needed in the addition number sentence. Write the numbers in the boxes to create and then solve an addition number sentence.



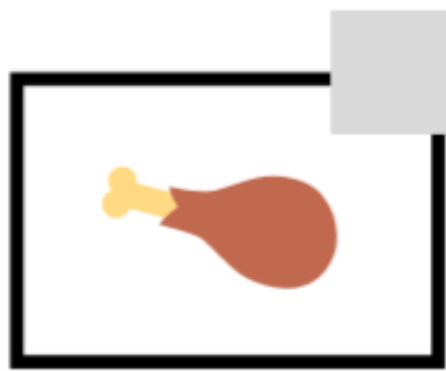
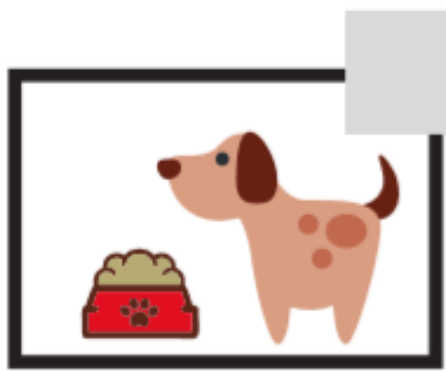


Cut and paste the words to match the pictures.




cab

map



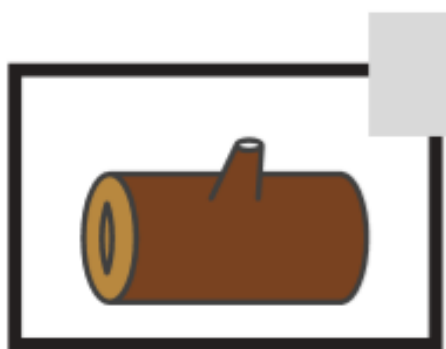
bun

bin



log

leg




man

pet

# When I Grow Up

When I grow up, I would like to be...




**By:** \_\_\_\_\_

**Age:** \_\_\_\_\_



# In My House

Draw the people and pets who live in your house.







# 3 Pigs Puppet Show

Act out the story of the Three Little Pigs with these finger puppets! Colour the images below, stick them to card and cut them out carefully (don't forget to cut holes for your fingers).

**You will need:**

- Felt pens or crayons
- Thin card for mounting
- Glue
- Scissors
- Somewhere to put on your show
- An audience!



# 3D Shapes



cylinder

cuboid



sphere



cube



cone



pyramid

