

# Home Activities for Reception

<b><u>Child's Name:</u></b>	
<b><u>Class:</u></b>	

## Weekly Home Activities for Reception

**Week Commencing: 1<sup>st</sup> June 2020 Book Focus: The Gingerbread Man**

Please find some activities that you can do at home with your child, whilst the school is closed.

You can record any comments on the diary sheet attached. We would love to see photos too, so where possible please take photos which you can print or even email in your photos to [Reception@jamescambellprimary.org.uk](mailto:Reception@jamescambellprimary.org.uk)

<p><b>Gingerbread man doubling</b> (Sheet available on school website) Draw the same number of dots on the other side of the gingerbread man and then count how many dots altogether to find doubles.</p>	<p><b>Retell the story- The Gingerbread Man</b> Tell the story to someone in your family. You could even call someone you haven't seen for a while like your grandparents and tell them the story. What happened at the beginning? What happened in the middle? How did the story end?</p>	<p><b>Design your own gingerbread person</b> (Sheet available on school website) Think about what decorations your gingerbread person will have. Label the things you will use to decorate it.</p>
<p><b>Gingerbread man sharing</b> Draw 2 gingerbread men and share buttons between them. Say one for you, one for you...and repeat until the buttons are shared out. Try sharing 4, 6, 8 and 10 buttons. Make sure you check both gingerbread men have the same amount!</p>	<p><b>Write a speech bubble</b> (Sheet available on school website) Imagine you are the gingerbread man. What will you say to everyone who is chasing you? Remember to sound out carefully and use finger spaces.</p>	<p><b>Bake a gingerbread man</b> (Recipe sheet available on school website) Ask an adult to help you follow the recipe and mix the ingredients to bake your own gingerbread man.  You could also pretend to make gingerbread men out of play dough!</p>
<p><b>Finding half</b> When you are eating try to split whatever you have in half. EG- If you have fish fingers, cut each one in half. Ask your mum or dad to cut your sandwich in half. Break your biscuit in half before you eat it. Try to make sure each piece is the same size, or it won't be half!</p>	<p><b>CVC word writing</b> (Sheet available on school website) Look at each picture, say the word then sound it out carefully. Write each sound you say in the box to write the word.</p>	<p><b>My body</b> (Sheet available on school website) Label as many parts of your body as you can and draw an arrow to show where they are.</p>
<p><b>Play the Gingerbread Man game</b> (Sheet available on school website) Take it in turns to roll the dice, count how many spaces to move and follow the rules to race to the finish line!</p>	<p><b>Phase word practise</b> (Sheet available on school website) Practise reading your phase words. You could stick them around the house or play snap with them. When you can read them all, try the next sheet. All the phase word sheets are available on the school website.</p>	<p><b>Swimming gingerbread man science experiment</b> (Sheet available on school website) Use a small gingerbread man or a biscuit for this experiment. What would have happened to the gingerbread man if he had fallen off the fox's back into the river?</p>
<p><b>Bug Club</b> Use your Bug Club login to read some new books together. Remember to talk about what happens in the book and try to answer some questions about what you read.</p>	<p><b>Build a boat</b> In the story, the gingerbread man had to cross the river on the fox's back. What if the gingerbread man had a boat instead? Make a boat for him using recyclable materials (bottles, boxes etc) and then test it by putting it in the sink or the bath!</p>	<p><b>Move like the gingerbread man</b> Practise skipping and hopping like the gingerbread man in the story. Can you skip and hop in time to some music?</p>



<u>Day and Date</u>	<u>Activity</u>	<u>Comments</u>



<u>Day and Date</u>	<u>Activity</u>	<u>Comments</u>



<u>Day and Date</u>	<u>Activity</u>	<u>Comments</u>

# Gingerbread Man Dice Game

In groups, take it in turns to roll a dice. The first one to finish rolling and to draw a complete gingerbread man is the winner!

Draw the eyes



Draw the clothes



Draw the smile




Draw the buttons



Draw the bow



Draw the hair





# Gingerbread People

Make your own delicious and unique gingerbread people!



Makes approx. 15–25 gingerbread people.

## Ingredients

350g plain flour  
100g butter  
5  $\frac{1}{2}$  tsp ground ginger  
1  $\frac{1}{2}$  tsp ground cinnamon  
1 tsp bicarbonate soda  
175g light brown sugar  
4 tbsp golden syrup  
1 medium egg  
For the decoration:  
225g icing sugar  
2–3 tbsp warm water  
Food colouring  
Range of sweets and cake decorations for features

## Equipment

Oven  
Baking tray  
Baking parchment  
Large bowl  
Small bowl  
Wooden spoon  
People-shaped cutters  
Sieve

## Method


1. Preheat your oven to 180°C/gas mark 4.
2. Place the flour, butter, ginger, cinnamon and bicarbonate of soda in a mixing bowl and mix with your fingers until it looks like breadcrumbs.
3. Add the sugar, syrup and egg to the bowl and mix with a wooden spoon until a firm dough is formed.
4. Turn out the dough onto a floured surface.
5. Using a rolling pin, roll the dough to about 5mm thick.
6. Use people-shaped cutters to cut out people shapes.
7. Place your gingerbread people on a lined baking tray and bake for around 10–15 minutes or until they are golden brown.
8. Allow your gingerbread people to cool.

## For the decoration

9. Sieve the icing sugar into a bowl.
10. Using a wooden spoon, gradually stir in enough water until the icing is white, smooth and thick enough to coat the back of the spoon.
11. Mix in some food colouring, if you like.
12. Ice and decorate your biscuits to make them into special and unique gingerbread people!
13. Enjoy!



## Design a Gingerbread Man





# Swimming Gingerbread Man

## Science Experiment

### Method

1. First, pour some water into a bowl or cup.
2. Then, drop your gingerbread man gently into the filled container.
3. Talk about whether the gingerbread man floats or sinks.
4. Observe and talk about what happens to the gingerbread man over time.
5. Watch as the gingerbread man slowly dissolves/disintegrates.

### You will need:

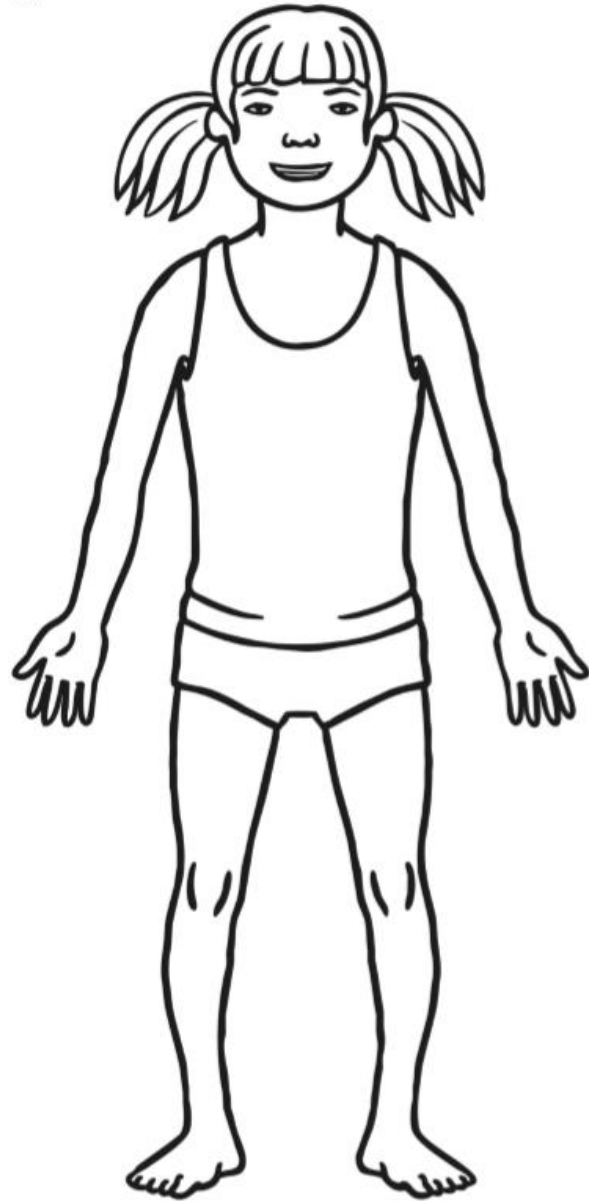
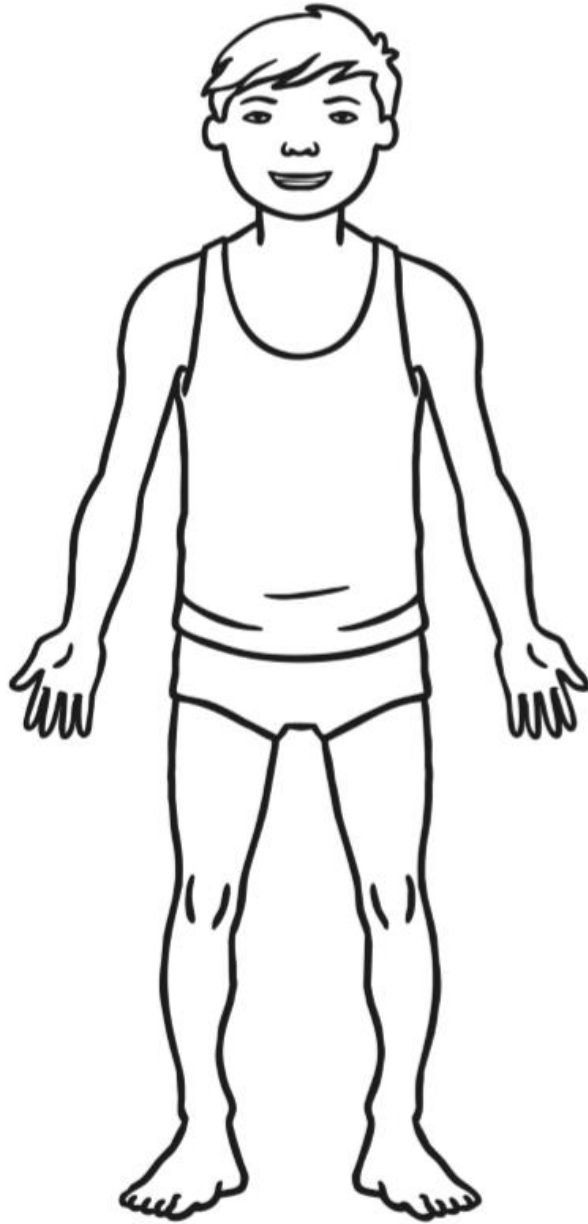
Small gingerbread men biscuits

Bowls or cups

Jug

Water







Write the beginning, middle and ending sounds for each of the picture.

